

MATERIAL CHARACTERISTICS

FIBERGLASS COMPOSITE	glass-fibre-reinforced polyester, mineral fillers, additives
TENSILE STRENGTH	65 N/mm ² (ISO 527)
BENDING STRENGTH	120 N/mm ² (ISO 14125)
ELASTICITY MODULE	10,000 N/mm ² (ISO 14125)
DENSITY	2.0 g/cm ³ (ISO 1172)
COEFFICIENT OF LINEAR EXPANSION	1.5 - 2.0 x 10 ⁻⁵ 1/K
HEAT RESISTANCE	100°C continuous load, up to 240°C with a load duration up to 110 min.
FROST RESISTANCE	-35°C
WATER PENETRATION LEVEL	0 mm
WATER ABSORPTION	<0.1% (ISO R178)
MATERIAL STRUCTURE	Capillary free

PURPOSE OF USE

Component for the line drainage of surfaces in order to collect, transport and discharge rain water from adjacent fixed surfaces.

DESIGNS

- / Length 1000 mm
- / Length 500 mm
- / Length 500 mm as a change of flow direction

KANTENSCHUTZ

- / Glass-fibre-reinforced composite

ACCESSORIES

- / Inlet box
- / End cap closed
- / End cap with drain socket Ø 160mm
- / End cap for the lateral connection with connection piece Ø 160 mm
- / Adapter for lateral channel connection (corner, T and cross connections)
- / Vertical drain socket Ø 160mm
- / Odour trap including dirt filter and dirt trap

* As of class D 400, not suitable for diagonal or lateral cross-travel in the area of express roads and motorways

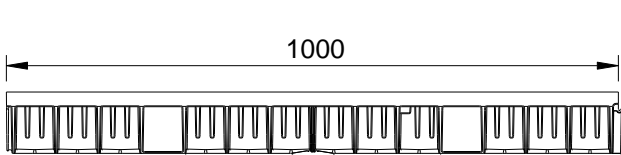
MEARIN PLUS 200 / -PLUS F 200 / BLACK

A 15, B 125, C 250, D 400*

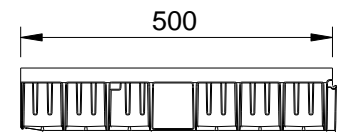
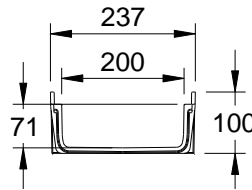
nominal width 200

MEARIN PLUS F 200 SHALLOW DRAINAGE CHANNEL WITH A GLASS-FIBRE COMPOSITE EDGE AND SEALING JOINT ACCORDING TO EN 1433

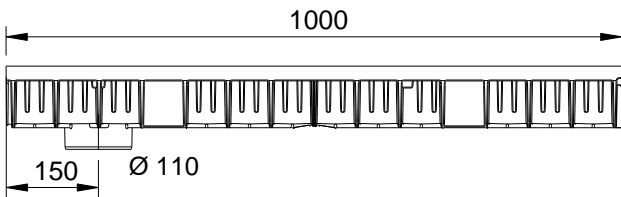
Drainage channel made of fiberglass composite material. Clear width 200 mm, constructive width 237 mm. For the realization of water level slopes. Loading class A 15 to D 400* according to EN 1433. Suitable for drainage channel covers MEARIN PLUS/EXPERT 200 with CLIPFIX quick-release fastener. Load capacity according to specification, when installed according to the MEA installation information. Channel drain cross section 139cm²



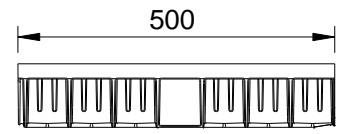
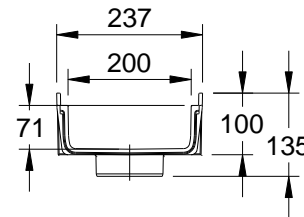
MEARIN PLUS F 200.0/100 channel



MEARIN PLUS F 200.1/100 channel



MEARIN PLUS F 200.0 A/100 channel



MEARIN PLUS F 200.1 RW/100 channel

MEARIN PLUS F 200 SHALLOW DRAINAGE CHANNEL, LOADING CLASS A 15 TO D 400* ACCORDING TO DIN EN 1433

Description	Order No.	Length in mm	Constructive height in mm	kg per piece
MEARIN PLUS F 200.0/100 Rinne	010140760	1000	100	3,38
MEARIN PLUS F 200.0 A/100 Rinne mit Stützen Ø 110 mm ⁸⁾	010140762	1000	100	3,38
MEARIN PLUS F 200.1/100 Rinne	010140764	500	100	1,69
MEARIN PLUS F 200.1 RW/100 Rinne ¹⁵⁾	010140766	500	100	1,69

8) with sealed in outlet with Ø 110 mm

15) Utilization option as a flow direction change

MEARIN PLUS 200 / -PLUS F 200 / BLACK

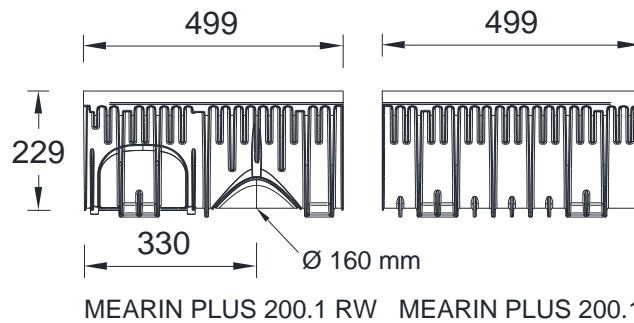
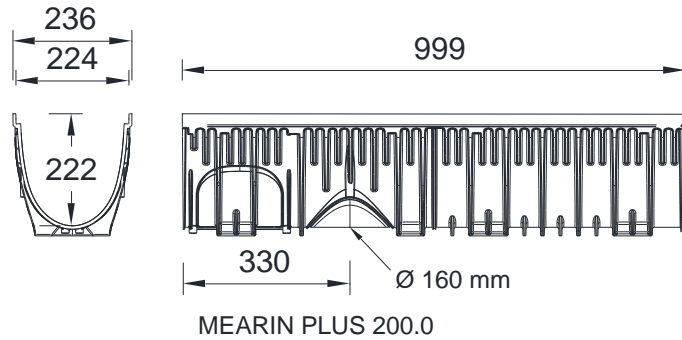
A 15, B 125, C 250, D 400*

nominal width 200

MEARIN PLUS 200 DRAINAGE CHANNELS

WITH A GLASS-FIBRE COMPOSITE EDGE AND SEALING JOINT ACCORDING TO EN 1433

Drainage channel made of fiberglass composite material. Clear width 200 mm, constructive width 236 mm. For the realization of water level slopes. Loading class A 15 to D 400* according to EN 1433. Suitable for drainage channel covers MEARIN PLUS/EXPERT 200 with STARFIX quick-release fastener. Load capacity according to specification, when installed according to the MEA installation information.



DRAINAGE CHANNEL BODY MEARIN PLUS 200, LOADING CLASSES A 15 TO D 400*

Description	Order No. 010...	Length in mm	Constructive height in mm	kg per piece
MEARIN PLUS 200.0 ^{1) 2)} Channel	140034	1000	242	6,00
MEARIN PLUS 200.1 ²⁾ Channel	140036	500	242	3,35
MEARIN PLUS 200.1RW ^{1) 2) 3)} Channel	140038	500	242	3,35

* As of class D 400, not suitable for diagonal or lateral cross-travel in the area of express roads and motorways

- 1) Connection option for the vertical discharge Ø 160mm; End cap with side connecting piece, Ø 160mm. Channel laterally to corner, T and cross connections
- 2) Connection option for inlet box, connectors Ø 160 mm; End cap with connecting piece horizontal, Ø 160 mm
- 3) Utilization option as a flow direction change

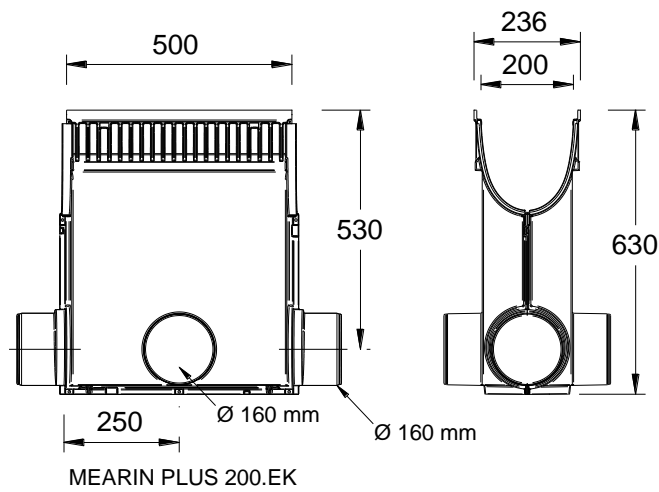
MEARIN PLUS 200 / -PLUS F 200 / BLACK

A 15, B 125, C 250, D 400*

nominal width 200



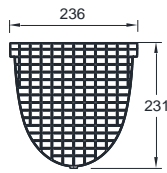
BUILDING SUCCESS



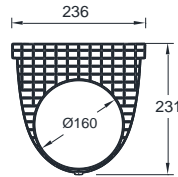
INLET BOX FOR MEARIN PLUS 200, WITH SEDIMENT BUCKET

Description	Order No. 010...	Length in mm	Constructive height in mm	kg per piece
MEARIN PLUS 200.EK Inlet box, including sediment bucket	140040	500	630	7,60

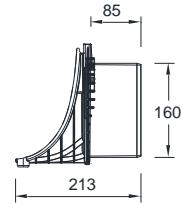
* As of class D 400, not suitable for diagonal or lateral cross-travel in the area of express roads and motorways



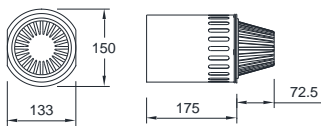
End cap closed



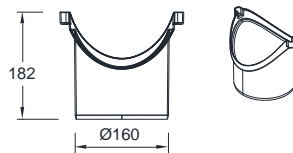
End cap with connection piece



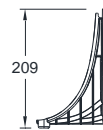
End cap laterally with connection piece



Odour trap



vertical drain socket



Adapter for the lateral connection

END CAPS AND CONNECTION ACCESSORIES FOR MEARIN PLUS 200

Description	Order No. 010....	Material	kg per piece
MEARIN PLUS/EXPERT 200 End cap closed for beginning and end of channel	140108	PP	0.18
MEARIN PLUS/EXPERT 200 End cap with connection piece Ø 160mm for channel end	140110	PP	0.19
MEARIN PLUS/EXPERT 200 End cap with connection piece Ø 160mm for the lateral connection to channel	140112	PP	0.24
MEARIN PLUS/EXPERT 200 adapter for the lateral channel connection to corner, t and cross connections	140114	PP	0.09
MEARIN PLUS/EXPERT 200 Vertical outlet connection Ø 160mm	140117	PP	0.14
MEARIN PLUS PLUS/EXPERT 200 Odour trap contains dirt filter and dirt trap	140546	PP/galvanized steel	2.00

MEA Bautechnik GmbH
 Business Unit MEA Water Management
 Sudetenstraße 1
 86551 Aichach
 Tel.: +49 (0) 82 51. 91 0
 Fax: +49 (0) 82 51. 91 13 06
 E-Mail: info@mea-group.com
 www.mea-group.com